



Newsletter



PRESIDENT'S REPORT

**ANZACA
CONFERENCE
3-5 DEC 2018
TOWNSVILLE**

Hello to all of our ANZACA members. It was great to meet many of you at our conference last December.

It was good to be back in Auckland for our conference and I would like to extend my thanks to Ali Mirjalili and his team for the great scientific program and social activities that they presented for us. Auckland is indeed a beautiful city and I was lucky enough to have a walk through the Domain to the campus– a great way to start the day! The plenary speakers (Anne Agur, Brion Benninger & Marios Loukas) not only presented well but were generous in their time for all sorts of discussions about a range of other topics and I always find it really useful to hear how other clinical anatomical associations work around the globe. Our membership also provided a range of great presentations and my congratulations go to our prize winners.

One of the other new innovations initiated by Michelle Lazarus & Alexandra Webb at Auckland was the new mentoring program. The workshop was very interesting and a great way for me to meet a bunch of our, particularly younger, members. I have been acting as a mentor since then for one of our student members and finding it a really interesting process to chat to someone at a very different stage of their career. Hopefully it is as interesting to Jack as it is to me!

One of the big issues for council that I alerted you all to in the last newsletter and at the conference was the creation of our new website. This will cost a significant sum of money (possibly up to \$15000) but is an important project to assist with the administrative work of running our association for the future. Our subcommittee lead by Jamie Chapman has selected our provider *takeflight* (conveniently located near Jamie in Hobart) from a handful of proposals. After meeting with *takeflight* earlier in the year, they have been busy preparing our new site. The critical initial deadline was to have it up and running for membership renewal time in July. The later stages will provide all the rest of our content, lots of new functionality and prepare the platform for our conference in Townsville in December.

Monika Zimanyi and her team at James Cook University are busy doing all of the groundwork required to host the conference and they will be supported by a subcommittee of council to do this. Again you can see more information about this later in this newsletter. Happy reading for the rest of your ANZACA news.

Dr Rodney Green

ANZACA 2017 Conference

Faculty of Medical Health Sciences, University of Auckland, New Zealand

This year, delegates from across the globe gathered in the University of Auckland, New Zealand, for the 14th annual ANZACA conference titled "Anatomy and Modern Imaging". Three keynote speakers – Profs Anne Agur, Brion Benninger & Marios Loukas – honoured us with their presence & humbled us with their wealth of experience & knowledge.

Two pre-conference workshops were run on the first day: Drs Alexandra Webb & Michelle Lazarus kicked off proceedings with an interactive mentorship workshop. At the end of the session delegates were given the opportunity to connect with potential mentors/mentees and engage formally with this new ANZACA incentive. Following lunch, a panel of academics led by A/Prof Norman Eizenberg ran the second workshop titled "Surgical Anatomy" to look at the growing need for a clear and uniform approach to running surgical anatomy courses across Australasia. After a general address to attendees by A/Prof Eizenberg the floor was opened to questions from the audience.

As always, the quality of both oral and poster presentations by delegates was high - Aimee Humphries won the prize for Best Clinical Anatomy Research Oral Presentation for her work on the effects of sleeping position on maternal vascular anatomy in late term pregnancy while Rhonda-Joy Sweeney (University of Auckland) won the prize for Best Educational Research Oral Presentation for her presentation on the importance of visual-spatial ability in the education of medical imaging technologists. The prize for Best Clinical Anatomy Research Poster was jointly awarded to Christian Than and Georga Bruechert. Best Educational Research Poster was won by Jack Mayhew.

Thankfully, the weather was on form and we enjoyed stunning sunshine for all three days of the conference! (Also thankfully, the aircon was on form too!). A relaxed welcome drinks event was held at the University's Old Government House – a beautiful building rich in historical significance and set in the heart of Auckland's city campus gardens. On the second day the conference dinner was held in the Fale Pasifika – an iconic and symbolic building, the Fale is traditionally used as the focal point for communal activities in Pacific culture and connects the University to our Pacific communities. We were delighted to have been able to share this piece of New Zealand's cultural heritage with our guests. It truly was a stunning evening enjoyed by all!

Finally, we would like to thank everyone who attended this year and helped make it such a wonderful event as well as the ANZACA Council and Conference Subcommittee for facilitating the gathering of peers from this wonderful field of study that is clinical anatomy! We thoroughly enjoyed hosting you all and we eagerly look forward to the 15th ANZACA event in Townsville this year!

**Best wishes to all, Ali Mirjalili, Sebastien Barfoot, Keryn Reilly
University of Auckland, ANZACA 2017 Conference Organisers**





ANZACA 2017 CONFERENCE

AWARD WINNERS

BEST CLINICAL ANATOMY RESEARCH ORAL PRESENTATION Aimee Humphries

The effect of position on maternal vascular anatomy in late pregnancy

BEST EDUCATIONAL RESEARCH ORAL PRESENTATION Rhonda-Joy Sweeney

The importance of visual spatial ability for medical imaging technologists in learning anatomy and subsequent image production and evaluation

BEST CLINICAL ANATOMY RESEARCH POSTER Joint Winners: Christian Than & Georga Bruechert

Lumbar erector spinae and sacral multifidus contractile properties: A laser mechanomyographic analysis

Distal tibialis tendon attachments and the medial longitudinal arch of the foot

BEST EDUCATIONAL RESEARCH POSTER Jack Mayhew

The Brian Scan Augmented Reality (AR) application for learning three-dimensional (3D) relationships of deep brain structures

PEOPLE'S CHOICE AWARDS

BEST CLINICAL ANATOMY RESEARCH ORAL PRESENTATION Przemyslaw Pekala

3D anatomical model of aging of the insertion of the Achilles tendon

BEST EDUCATIONAL RESEARCH ORAL PRESENTATION Sara Sulaiman

Dissecting anatomy: An international survey of anatomists views on the best method to teach and learn anatomy

BEST CLINICAL ANATOMY RESEARCH POSTER Tyrak Kamil

Clinical anatomy of the aortic valve – morphometric basis for transcatheter aortic valve replacement or implantation

BEST EDUCATIONAL RESEARCH POSTER Georgina Stephens

An ethical dilemma? How anatomy education impacts healthcare students' ethics

ANZACA CONFERENCE STUDENT SCHOLARSHIP

In 2017 the ANZACA Council initiated the **ANZACA Conference Student Scholarship** to enable students undertaking anatomical research, in an Australian or New Zealand university/institute, to attend an ANZACA conference to present their work. The scholarship is intended to provide financial support, to the value of \$1500, for the expenses associated with conference registration and return economy airfare to the host city.

In its inaugural year, six students were awarded a scholarship to attend the ANZACA 2017 Conference in Auckland, New Zealand:

- **Christian Than**, University of Queensland
Lumbar erector spinae and sacral multifidus contractile properties: a laser mechanomyographic analysis
- **Georga Bruechert**, Monash University
Distal tibialis tendon attachments and the medial longitudinal arch of the foot.
- **Dunya Tomic**, Monash University
Development and learning impact of abdominopelvic medical imaging tutorial platforms
- **Madeleine Marsland**, Monash University
Ask an Anatomist: Identifying Global Trends, Topics and Themes of Academic Anatomists Using Twitter
- **Katie Gaskin**, University of Wollongong
Gross anatomy of the attachments and muscles involved in the 'footprint' of the female breast.
- **Sally Robinson**, Monash University
Who am I? Investigating the impact of anatomy education on healthcare students' professional identity

Each scholarship recipient is required to submit a report of their experience after the conference. A selection of their experiences are shared here.

"This conference has helped me to organise my thoughts in relation to career progression, and clarified the path into academia."

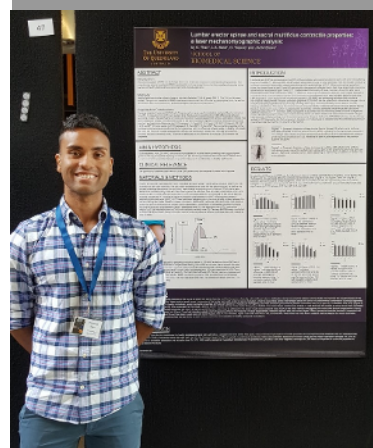
"I walk away from this conference with a revitalized energy for cadaveric research partnered with imaging or other technologies."

"I am excited to be exposed to new areas of research and integrate what I learn with my own area of research in the future."

"I also found the mentorship program at the beginning of the program rewarding and welcoming, particularly as I'm only at the beginning of my career in clinical research."

"The mentorship program was the perfect way to start the conference as I was able to meet experienced researchers, surgeons and academics to strategise my career goals and expectations based on the knowledge they had gained."

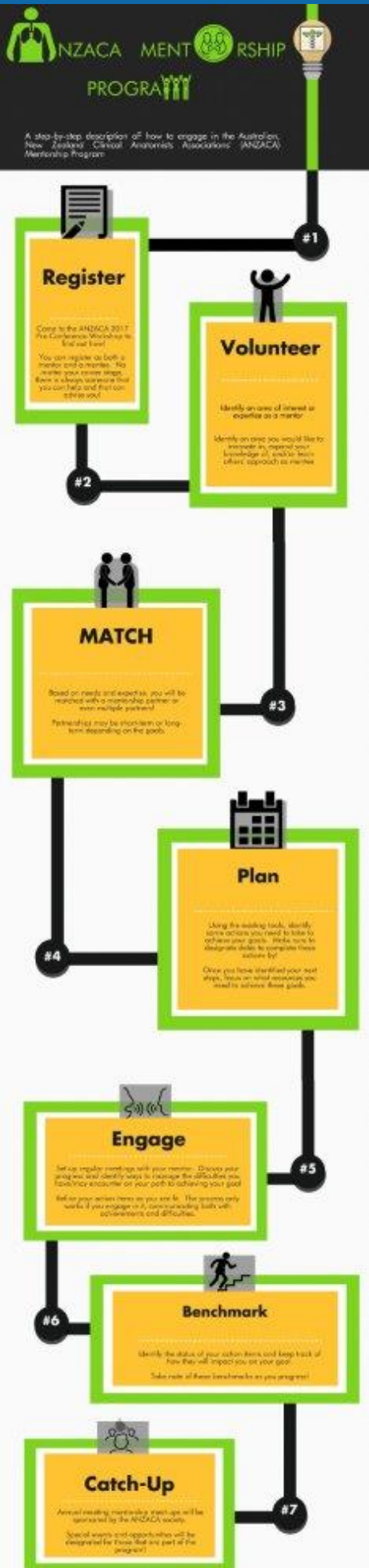
"I think that this experience has improved my confidence in feeling capable of engaging in research."



"I had a wonderful experience at this conference and felt that everyone was very supportive of students and willing to discuss and answer any questions I had, not just on their research, but also their path as researchers..."

"I have gained a stronger appreciation for the broad scope of anatomical research and will use this as inspiration for the research I conduct in the future."

The next deadline for the ANZACA Conference Student Scholarship is 24th September 2018. More information can be found on the [ANZACA Website](#).



ANZACA Mentorship Program

The ANZACA Mentorship Program was launched at the ANZACA 2017 Conference with an interactive workshop.

The workshop provided an opportunity for ANZACA members to delve into the meaning and role of mentorship. Participants were then invited to participate in a 'Speed Dating' session designed to facilitate their matching with a suitable mentor/mentee. By the end of the conference, 8 mentorship matches were made and platforms for continuing mentorship throughout the year were provided.

At the next conference, we anticipate scheduling a Mentorship Breakfast which would provide an opportunity for mentors and mentees to reconnect in person and facilitate the formation of new mentor-mentee partnerships. The new ANZACA website will also provide avenues to maintain and support mentors and mentees.

All ANZACA members are invited and encouraged to participate in the ANZACA Mentorship Program, whether looking to be a mentor and/or a mentee. If you were unable to attend the workshop and would still like to get involved, please contact Michelle or Alex.

To inform the ongoing development of the ANZACA Mentorship Program, we have a brief survey to be completed by anyone who:

- **Attended** the ANZACA Mentorship Program at the ANZACA 2017 Conference in Auckland - *sent directly by email to all attendees*
- **Were not able to attend** the ANZACA Mentorship Program at the ANZACA 2017 Conference in Auckland - *please contact Michelle to be emailed a copy of the survey*

What is Mentoring?

Mentoring is a process of creating a supporting & encouraging relationship that benefits the mentee & mentor. It is an opportunity for developing new skills, improving performance, sharing ideas & expanding your community of practice.

Program Objectives

Provide ANZACA members with the opportunity to:

- Expand & share their knowledge, skills, capabilities & experience
- Enhance career & professional development
- Foster engagement in core anatomist activities
- Generate a high performing, professionally competent & collegial national anatomy workforce
- Increase connectedness of those in the anatomy discipline by building a national (and international) support network.

Michelle Lazarus michelle.lazarus@monash.edu
Alexandra Webb alexandra.webb@anu.edu.au

ANZACA interviews on The Anatomy Education Podcast series


Rod Green, LaTrobe University and Jamie Chapman, University of Tasmania

Knowing how innovative ANZACA members are, many of you have probably already heard of 'The Anatomy Education Podcast' (@AnatEducPodcast;). If you haven't, then you really should add it to your favourite podcast playlist. Why? Well, because it's right up your alley as an anatomy educator!

The creator, producer and host of The Anatomy Education Podcast is Associate Professor in Anatomy at the UK's University of Leeds, Dr James Pickering. James is a highly engaging clinical anatomy lecturer who has a wealth of anatomy teaching experience but also a number of leadership roles in the development of innovative learning methods within his faculty. You've likely read many of his papers as he's been at the forefront of the introduction and evaluation of many innovative learning and teaching strategies and has published widely in the clinical anatomy education literature.



James' personal enthusiasm for anatomy education has led to his development of The Anatomy Education Podcast that consists of a series of semi-structured interviews with a range of clinical anatomists from around the world. Some of our more social media connected members; [Amanda Meyer \(UWA\)](#), [Jamie Chapman \(UTAS\)](#) and most recently, [Michelle Lazarus \(Monash\)](#) have been interviewed and featured on the podcast and James has now managed to seek out the less social media connected members like our President [Assoc. Prof. Rod Green \(LaTrobe\)](#). Many of you will recognise some of the other anatomists featured on the site, such as the 2014 ANZACA meeting keynote speaker Professor David Morton, with a common theme of the interviews being an interest in innovative anatomy education. To date, there are 21 episodes available, with a new episode being released each week.



Following his interview, Rod Green said, "James conducts very interesting & wide-ranging discussions that seek to explore how we all came to anatomy education, what it is that drives us to teach the way we do and why we are constantly adapting what we do. If my interview is anything to go by, James' key interest is in engaging anatomy students of all persuasions rather than education for the sake of it, or even change for the sake of it! I really enjoyed the process, particularly as we had just beaten England in the Ashes (and the 1-day series hadn't started yet!)".

PAPERS PUBLISHED BY ANZACA MEMBERS

Green RA, Whitburn LY, Zacharias A, Byrne G & Hughes DL (2017) The relationship between student engagement with online content and achievement in a blended learning anatomy course *Anatomical Sciences Education* DOI 10.1002/ase.1761

Hedderwick M, Stringer MD, McRedmond L, Meikle GR, Woodley SJ (2017) The oblique popliteal ligament: an anatomic and MRI investigation. *Surg Radiol Anat.* 39(9):1017-1027

Jones DG (2017) Bioethical aspects of commemorations and memorials. In (ed Strkalj G and Pather N) Commemorations and Memorials: Exploring the Human Face of Anatomy World Scientific Publishing, pp15-25.

Jones DG (2017) Dead human bodies and embryos: Commonalities and disparities in ethical debate. In (ed R. Shaw) Bioethics Beyond Altruism: Donating and Transforming Human Biological Materials. Palgrave Macmillan, pp 35-59.

Jones DG (2017) Human anatomy: A review of the science, ethics and culture of a discipline in transition. In (ed AK Sisu) Human Anatomy – Reviews and Medical Advances. InTech Open Science, Rijeka, Croatia.

Marsland MJ, Lazarus MD (2017) Ask an anatomist: Identifying global trends, topics and themes of academic anatomists using twitter. *Anatomical Sciences Education.* DOI 10.1002/ase.1738

Owers DS, Perriman DM, Smith PN, Neeman T, Webb AL. (2017) Evidence for cervical muscle morphometric changes on magnetic resonance images after whiplash: A systematic review and meta-analysis. *Injury.* doi: 10.1016/j.injury.2017.12.001.

Rathi S, Taylor NF & Green RA (2017) The upper and lower segments of subscapularis muscle have different roles in glenohumeral joint functioning. *Journal of Biomechanics.* 63:92–97.

Rathi S, Taylor NF, Soo B & Green RA (2018) Glenohumeral joint translation and muscle activity in patients with symptomatic rotator cuff pathology: An ultrasonographic and electromyographic study with age-matched controls. *Journal of Science and Medicine in Sport.* <https://doi.org/10.1016/j.jsams.2018.02.007>

Wilson AB, Miller CH, Klein BA, Taylor MA, Goodwin M, Boyle EK, Brown K, Hoppe C, Lazarus M. A meta-analysis of anatomy laboratory pedagogies. *Clin Anat.* 2018 Jan;31(1):122-133.

Zacharias A, Green RA, Semciw AI, English D, Kapakoulakis T & Pizzari T (2018) Atrophy of hip abductor muscles is related to clinical severity in a hip osteoarthritis population. *Clinical Anatomy.* DOI: 10.1002/ca.23064

- Australian and New Zealand Association of Clinical Anatomists (ANZACA) Conference. Townsville, Australia. 3-5 December, 2018
- International Conference on Anatomy and Physiology. Kuala Lumpur, Malaysia. 5-6 December, 2018
- The British Association of Clinical Anatomists (BACA).
 - Summer Meeting University of Cambridge, UK. 26 June 2018.
 - Winter Meeting University of Northumbria. 13 December 2018
- The American Association of Clinical Anatomists (AACA). Atlanta, U.S. 9-12 July, 2018
- 19th International Microscopy Congress. Sydney, Australia. 9-14 September 2018
- Anatomical Society
 - Summer Meeting Oxford, UK. 23-25 July 2018
 - Winter Meeting York, UK. 7-9 December 2018
- 20th International Conference Sports Science and Kinetic Anatomy. Copenhagen, Denmark. 11-12 June 2018.
- Australian and New Zealand Association for Health Professional Educators. Hobart, Australia. 1-4 July 2018

Thank you to ANZACA members who provided information about their publications.

If you have published a journal article on clinical anatomy or anatomy education during 2018 that would be of interest to the ANZACA membership, please send the reference details to Dr Alexandra Webb or Dr Jamie Chapman

IN THE NEWS.....

ANZACA President Assoc Prof Rod Green released a statement about the Real Bodies exhibition - available from the ANZACA website and social media sites and reproduced below.



ANZACA council response to Real Bodies exhibit in Sydney

May 1st 2018

The recent controversy regarding the display of dissected and plastinated human bodies in an exhibition in Sydney raises significant concerns regarding the donation and use of human material. In Australia, the use of human tissue for purposes of teaching and research is controlled by State, rather than Federal legislation. In New South Wales there are two Acts of parliament, the 'Anatomy Act' and the 'Human Tissue Act' both of which lie under the jurisdiction of the NSW Public Health Unit. However, both of these Acts are focussed on human tissue derived from Australia and so are not necessarily designed to deal with tissue brought in from overseas.

The Australian and New Zealand Association of Clinical Anatomists (ANZACA) covers a broad range of jurisdictions in which Human Tissue legislation and requirements vary. Our members regularly deal with human tissues for teaching and research, on the understanding that there is always a transparent and documented process of informed consent associated with cadaver donation. Whilst the wording may vary from one jurisdiction to another, typically a living person, often well before the time of their death, voluntarily completes a written informed consent form that allows their body to be used for anatomy teaching and research purposes. This would never allow display of human tissues or bodies for financial gain.

The primary concern of ANZACA relates to whether the people whose bodies are on display in this exhibit gave their voluntary and informed consent to this specific use of their body. We feel that it is incumbent on the organizers of the exhibit to ensure that such documentation can be provided for all the bodies that are currently on display.

Rod Green, PhD
A/Prof in Human Anatomy
La Trobe University

President of ANZACA
On behalf of ANZACA Council

rod.green@latrobe.edu.au

Ph: 03 5444 7282



ANZACA 2018 Conference

When? 3rd to 5th Dec 2018

Where? James Cook University, Townsville, Queensland

Theme? Advances in Human Biology – education, research and technology

Abstract Deadline: 24th Sept 2018

This is a joint conference with the Australasian Society for Human Biology (5th to 7th Dec 2018)



NEWSLETTER EDITORS

Please email any reports, articles or photos for the next newsletter.



alexandra.webb@anu.edu.au

ALEXANDRA
WEBB



Jamie.Chapman@utas.edu.au

JAMIE
CHAPMAN