



ANZACA

AUSTRALIAN AND NEW ZEALAND
ASSOCIATION OF CLINICAL ANATOMISTS

IN THIS ISSUE

THE PRESIDENT'S REPORT	1
COVID-19: A STUDENT'S PERSPECTIVE	3
I.F.A.A. REPORT	4
DISCORD	4
OBITUARY	5
MEMBERSHIP	5
TEACHING RESOURCES	6
ANATOMY PODCAST	7
RECENT PUBLICATIONS	8
MEMBERS' ARTWORK	11
BOOK CLUB	13
CONFERENCES	14

The President's Report

by Associate Professor Rod Green




Hi ANZACA Members.

I hope that this newsletter finds all of you and your families safe and well in very troublesome times. The world has certainly changed into a very different place since my last report in February when there was very little mention of COVID-19 and we were all teaching in our traditional face to face modes or busily collecting data in our research labs at our various institutions in Australia, New Zealand and, for some of you, elsewhere.

I suspect that many of you like myself have learned a whole lot of new skills on digital learning that will hopefully stand in good stead for a future that will inevitably contain more of these type of activities. I am sure that many of you are as desperate as I am to get back to teaching in the anatomy lab, but perhaps with not the same number of students in the space at a time. It has certainly highlighted the importance of visual 3-dimensional learning in a discipline like anatomy that cannot be fully replaced by the 3D resources that are available online – but you can read more about this topic in an article put together in very short time by a group of ANZACA members ably led by Nalini Pather and Michelle Lazarus.

Another key change for many of our research active members and higher degree students has been the inability to conduct research due to campus closures. I know most of my students are busy analysing data where they have it and writing reviews and thesis chapters during their enforced break from the lab. More about a student perspective on all of this from our student representative on council, Georga Bruechert in this edition of the newsletter.

The President's Report is continued overleaf...



This newsletter has been compiled and edited by

DR AMANDA MEYER

from the University of Western Australia.

If you have anything you'd like to contribute to the newsletter, please email: amanda.meyer@uwa.edu.au

anzaca.org

The President's Report continued

Unfortunately one of the other outcomes of the COVID-19 shutdown from an ANZACA perspective is that for the first time in our history we have had to cancel our face to face scientific conference that was planned for December in Christchurch. But our Otago hosts have been busy putting together a conference that will allow us to catch up, albeit for a much briefer period and in virtual mode. This will also give us an opportunity to announce results from our elections that will be due later in the year and ratify any new members at a virtual AGM.

While we are somewhat shielded in Australia and New Zealand from the enormity of the medical tragedy produced by this virus around the world, we are unfortunately not shielded from the economic impacts and the University sector has been particularly hard-hit. ANZACA council ratified the decision made by the Otago team to cancel our face to face conference due to uncertainty about travel, inability to complete research projects to present and the potential for loss of jobs (both ongoing and casual, particularly for postgraduate students) in the University sector. As you are probably aware from previous emails, we also decided that we should suspend renewal of memberships for the 2020/2021 financial year. Many council members were frantically busy modifying teaching programs for the shift to online and it was felt that it was easier to do this for everyone as ANZACA activities have gone into somewhat of a 'pause' mode. If you were a paid-up member for 2019/2020, your next due date will now be 30/6/2021.

You will all be aware that we had a large contingent of ANZACA members at the IFAA congress in London last year. IFAA has been more proactive in recent years in trying to create better links with its member associations. One of the issues discussed at the congress was the formation of a College of Representatives of member associations. As part of this process we have nominated two new IFAA delegates for ANZACA (Steph Woodley and Natasha Flack from Otago) and Tash has agreed to take on the nominated College of Representatives role – thanks Steph and Tash!

The ability of a group of members from a range of Australasian universities to get a [research paper](#) together in such a short time on our COVID teaching experiences speaks volumes about how well we work together and how strong the ANZACA bonds are. Every year I look forward to the ANZACA conference as an opportunity to renew our links, find out what is going on in the land of clinical anatomy and anatomy education and reinvigorate myself for a new academic year ahead. While a lot is still very unknown as this newsletter goes to print, I very much hope that our virtual conference later this year will provide an opportunity to do all of these things and so I look forward to 'seeing' many of you there so that we can plan a strong future for ANZACA and for clinical anatomy generally.

Happy reading and stay safe!

Cheers,

Rod



COVID-19: A Student's Perspective

Hello all,

I hope you are keeping well during this weird time. I know that a lot of you students are probably feeling a little lost, particularly not having lab access at the moment and working from home. I have found that there have been many challenges, yet many great advantages of working from home for the last three months.

One thing I aimed to do at the start of all of this craziness was write, write, write, so then I could hopefully lock myself away in the lab as much as possible and not look at a computer screen for a good six months after this is all over. Unfortunately, this 'plan' has not entirely gone to plan... I have, however, found ways to make the motivation of writing and sorting out my data a little easier by breaking up my days with other things (mainly cooking, reading and listening to podcasts) so I feel a little more productive.

I have also been fortunate to have the opportunity to continue to demonstrate throughout this time. Oh, has it been a challenge though. Let's just say, there are probably many screenshots of me frozen on zoom. Also challenging, yet also very rewarding, is the task of describing 3D structures based on 2D images. It has added to my appreciation of all of the resources we have at uni.

Hopefully, it won't be long before we can all get back into our lab work and away from our computer screens. Keep making the most of this time to write though, and even try to complete those annoying little tasks that you can do at home, and you have been putting off since starting your honours or PhD.

Good luck, and stay safe.

Georga Bruechert

PhD Student
School of Biomedical Sciences
The University of Melbourne

ANZACA Council Student Representative



I.F.A.A. REPORT

The April 2020 edition of Plexus is now available here: <http://www.ifaa.net/wp-content/uploads/2020/04/Plexus-IFAA-April-2020.pdf>



The 20th IFAA Congress will be in Istanbul, Turkey from 6-8th August 2021. Further news about the congress will be found <http://ifaa2021.org/>.



DISCORD

by Dr Natasha Flack

We've recently set up a DISCORD platform exclusively for ANZACA members. The idea behind this discussion forum is that members have an interactive, informal space to share ideas, chat, keep updated about things happening in the association (including the conference!), support one another and meet other clinical anatomists within our association. There are a number of channels you can choose to be a part of, including one dedicated to our student members, and those in the mentorship programme.

If you'd like to be a part of our online community, you can click on the link: <https://discord.gg/DuRcrpT> ...or head to our website for more details (under the "About" tab).

We'd love to see you there!

Discussion Forum

- About
- Council
- Constitution
- Job vacancies
- Other Anatomical Organizations
- Journals
- Student Research Opportunities
- ANZACA Discord (Discussion Forum)

ANZACA Discussion Forum (via Discord)

ANZACA has a Discord Discussion Forum where you can come and say hello to other anatomists, ask a question, pose a research question and look for collaborators, discuss interesting research findings or organise a meet up at the next ANZACA meeting.

You can join our Discord Community via this link: [ANZACA Discord Discussion Forum](https://discord.gg/DuRcrpT)

If, like us, you're new to Discord - then perhaps watch this video as a short guide to Discord:



OBITUARY

Professor Emeritus David Brynmor Thomas (1931-2020)

Emeritus Bute Professor of Anatomy and Experimental Pathology
University of St Andrews



An excerpt from Professor Beverley Kramer (President IFAA) and Professor Emeritus Bernard Moxham (Immediate Past-President IFAA) posted on the [IFAA website](#) recently.

"Professor Brynmor Thomas was President of the International Federation of Associations of Anatomists (IFAA) between 2000 and 2009, serving the Federation with distinction. As a member of the IFAA's anatomical terminology committee for many years, David was instrumental in setting up the Federative International Programme for Anatomical Terminology (FIPAT). In 2003, the Newsletter of the IFAA, Plexus, was initiated under David's Presidency. This broadened communication between member Associations and allowed comment and discussion on anatomical matters of interest from around the world. David's "Revitalization" of the IFAA also introduced many of the Programmes and Committees which are in existence in the IFAA today. During periods of academic turbulence for the anatomical sciences, David brought to the fore his great skills in diplomacy for the benefit of the discipline."

The ANZACA community send our condolences to his son David and grandchildren Lewis and Angharad.



2020/2021 MEMBERSHIPS

In light of the current COVID-10 pandemic, the ANZACA Council have decided to extend memberships for one year. ANZACA membership renewals will be due for all members on 30 June 2021 for the 2021/2022 financial year. This decision was communicated to our members via email on 30 April 2020.

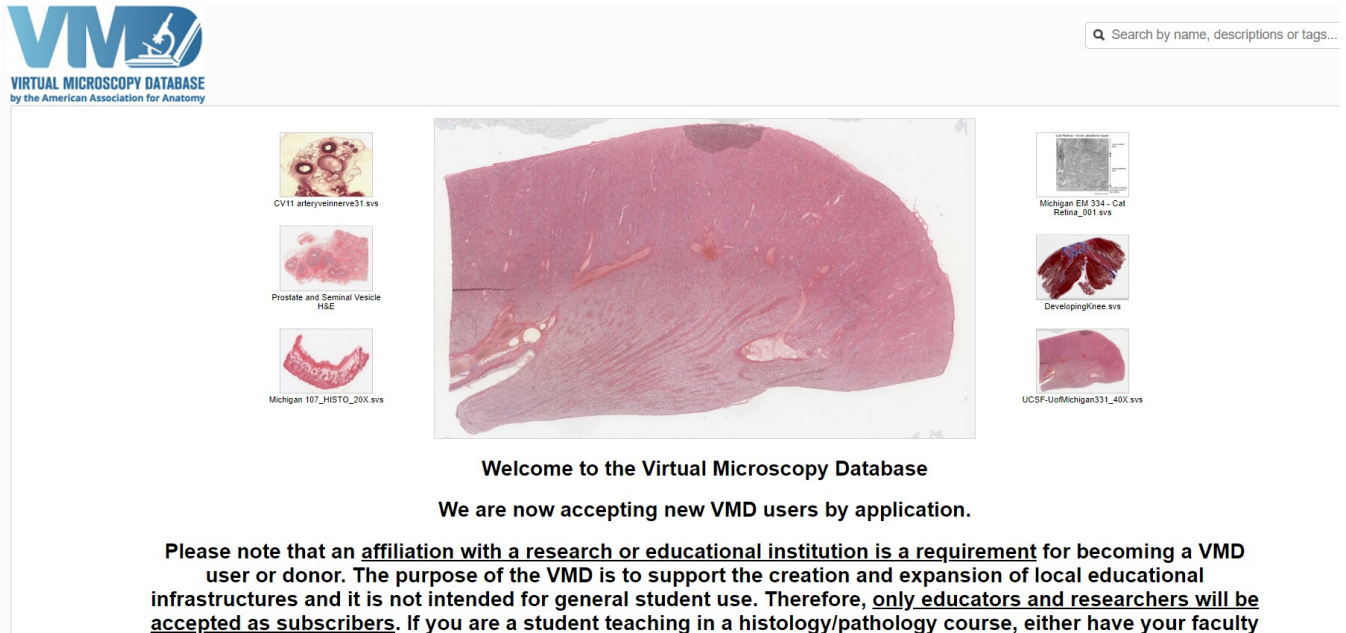


**Australian and New Zealand
Association of Clinical Anatomists —...**

 ANZACA

QUALITY TEACHING RESOURCES

The Virtual Microscopy Database (VMD) was found by Professor Haviva Goldman, Professor Michael Hortsch and Associate Professor Lisa Lee. VMD is used by academics from 93 countries around the world. Are you teaching histology in Semester 2? Apply for access to VMD by clicking on the link below.



VMD
VIRTUAL MICROSCOPY DATABASE
by the American Association for Anatomy

Search by name, descriptions or tags...

CV11 arteriesveinvein231.svs
Prostate and Seminal Vesicle H&E
Michigan 107_HISTO_20X.svs
Michigan EM 534 - Cal Retina_001.svs
DevelopingKnee.svs
UCSF-UofMichigan331_40X.svs

Welcome to the Virtual Microscopy Database
We are now accepting new VMD users by application.

Please note that an affiliation with a research or educational institution is a requirement for becoming a VMD user or donor. The purpose of the VMD is to support the creation and expansion of local educational infrastructures and it is not intended for general student use. Therefore, only educators and researchers will be accepted as subscribers. If you are a student teaching in a histology/pathology course, either have your faculty

<http://virtualmicroscopydatabase.org/>

Dr Kevin Flaherty (Augustana College, IL, USA) has compiled a list (with links) to free online anatomy resources for anatomy, neuroanatomy, histology, and embryology. Click on the link below to take you to the page where links to over 75 resources can be found.



Anatomy Resources

Free Online Anatomy Resources

<https://sites.google.com/view/anatomy-resources/home>

KEEPING UP WITH THE COMMUNITY



<http://anatomypodcast.co.uk/>

Seeking a new Editor-in-Chief (2021-2026)

New application deadline: August 31, 2020

 anatomy.org/eic



 AMERICAN
ASSOCIATION FOR
ANATOMY








RECENT PUBLICATIONS

RESEARCH REPORT

ASE

Forced Disruption of Anatomy Education in Australia and New Zealand: An Acute Response to the Covid-19 Pandemic

Nalini Pather, ^{1*} Phil Blyth,² Jamie A. Chapman,³ Manisha R. Dayal,⁴ Natasha A.M.S. Flack,² Quentin A. Fogg,⁵ Rodney A. Green, ⁶ Anneliese K. Hulme,¹ Ian P. Johnson,⁷ Amanda J. Meyer,⁸ John W. Morley,⁹ Peter J. Shortland,⁴ Goran Štrkalj, ¹ Mirjana Štrkalj,⁷ Krisztina Valter,¹⁰ Alexandra L. Webb, ¹⁰ Stephanie J. Woodley,² Michelle D. Lazarus ^{11,12}

<https://doi.org/10.1002/ase.1968>

RESEARCH REPORT

ASI

Anatomy Students That are “Team-Taught” May Achieve Better Results Than Those That are “Sole-Taught”

Aaron C. McDonald, ¹ Rodney A. Green, ^{2*} Anita Zacharias, ² Laura Y. Whitburn, ¹ Diane L. Hughes, ² Meg Colasante, ³ Heath McGowan ¹

<https://doi.org/10.1002/ase.1954>

Advances in Health Sciences Education
<https://doi.org/10.1007/s10459-020-09971-0>

Exploring the impact of education on preclinical medical students' tolerance of uncertainty: a qualitative longitudinal study

Georgina C. Stephens¹  · Charlotte E. Rees^{2,3}  · Michelle D. Lazarus^{1,3} 

Received: 25 September 2019 / Accepted: 27 April 2020
© Springer Nature B.V. 2020

<https://rdcu.be/b4yfH>

RECENT PUBLICATIONS

Received: 23 January 2020 | Revised: 18 April 2020 | Accepted: 20 April 2020
DOI: 10.1002/ca.23614

ORIGINAL COMMUNICATION

CLINICAL ANATOMY WILEY

The effect of positioning on maternal anatomy and hemodynamics during late pregnancy

Aimee Humphries^{1,2} | John M. D. Thompson^{2,3} | Peter Stone² |
Seyed Ali Mirjalili¹

<https://doi.org/10.1002/ca.23614>

Forensic Science, Medicine and Pathology
<https://doi.org/10.1007/s12024-020-00257-w>

ORIGINAL ARTICLE

Non-human bones in forensic casework: not such a trivial problem

Denise Donlon¹ • Sarah Croker¹ • Jennifer Menzies¹

Accepted: 24 April 2020
© Springer Science+Business Media, LLC, part of Springer Nature 2020

<https://link.springer.com/epdf/10.1007/s12024-020-00257-w>



Annals of Anatomy - Anatomischer Anzeiger
Volume 231, September 2020, 151520



Research article

Supporting early career anatomists: An international challenge

Beverley Kramer^{a,1} ✉, Carol Hartmann^{b,1}, Francesca du Toit^c, Erin Hutchinson^a, Nalini Pather^d

<https://doi.org/10.1016/j.aanat.2020.151520>

RECENT PUBLICATIONS

Commentary

From undergraduate to postgraduate uses of the dead human body: consequential ethical shift

D Gareth Jones

<http://dx.doi.org/10.1136/medethics-2019-105997>

DESCRIPTIVE ARTICLE

ASE

Ethical Perspectives on Body Donation Following Physician-Assisted Death

David Gareth Jones *Department of Anatomy, University of Otago, Dunedin, New Zealand*<https://doi.org/10.1002/ase.1930>

Volume 236, Issue S1

**Special Issue: Proceedings of the
19th International Federation of
Associations of Anatomists
Congress, 9th - 11th August 2019,
London, UK**

Pages: i-ii, 1-364

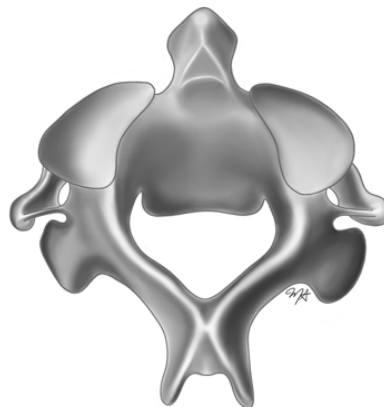
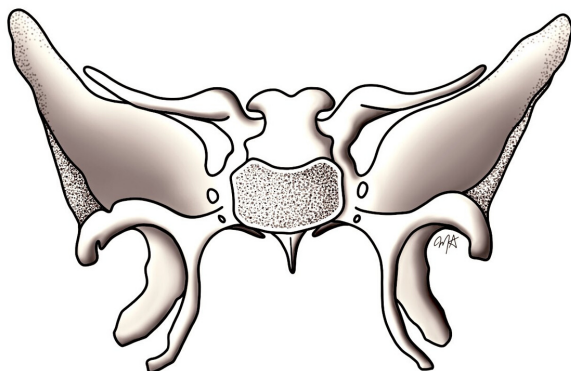
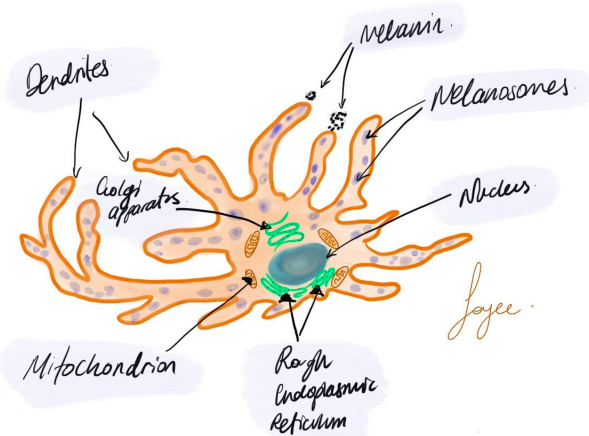
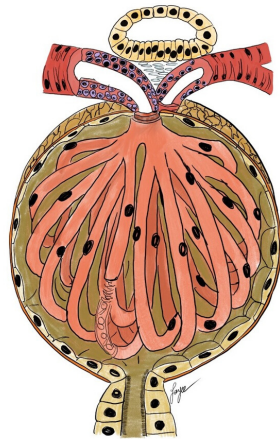
April 2020

<https://onlinelibrary.wiley.com/toc/14697580/2020/236/S1>

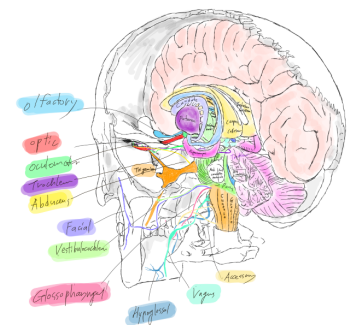
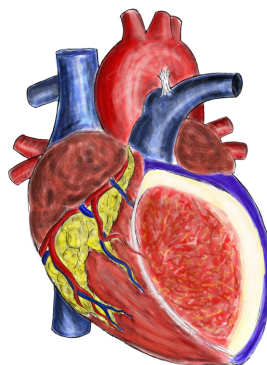
MEMBERS' ARTWORK

Email your creations to amanda.meyer@uwa.edu.au for inclusion in subsequent ANZACA newsletters.

The drawings on the right are the work of Ms Joyce El-Haddad (Macquarie University/ University of New South Wales). Joyce has an Instagram page (@orientatewithjoyce) where you can find her amazing drawings, study tips and anatomy Q&A.



Mikaela Stiver, a PhD student (University of Toronto, Canada), has been drawing with Procreate on her new iPad. Her Twitter fans are calling for an anatomy colouring-in book! :) Follow her #AnatomyDoodle hashtag for more!



2019.09.15
Bong

The three beautiful sketches above were drawn by Bongjin Chon, a tutor at Macquarie University (Sydney, Australia), who as Joyce El-Haddad says, "never fails to blow students away with the beauty of these drawings".

MEMBERS' ARTWORK

Email your creations to amanda.meyer@uwa.edu.au for inclusion in subsequent ANZACA newsletters.



"Buried Treasure"

Dr Amanda Meyer (The University of Western Australia) unearthed this buried treasure on her family's farm recently. She decided to leave the sand in the orbital cavity and photograph the goat's skull in different lighting.



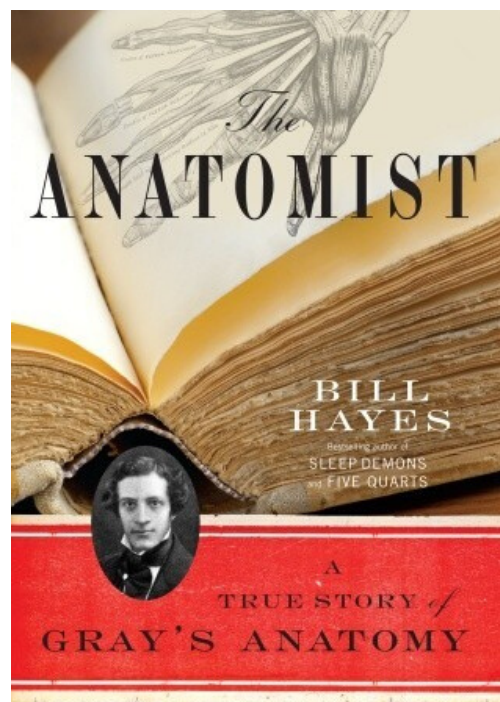
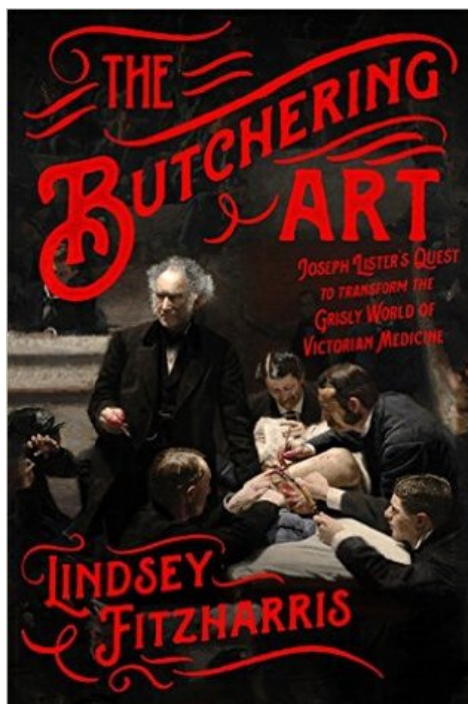
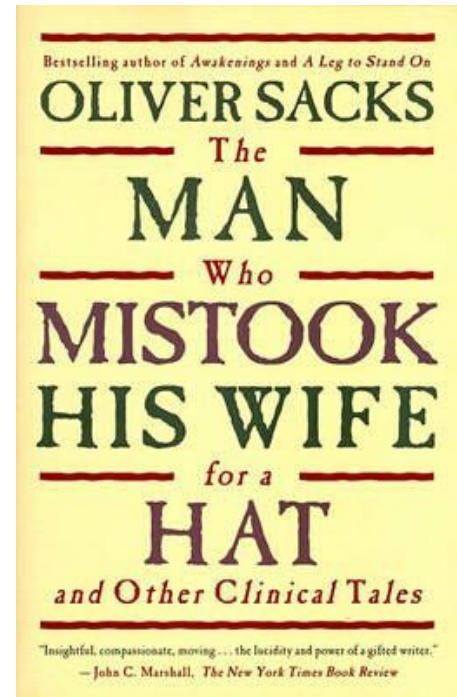
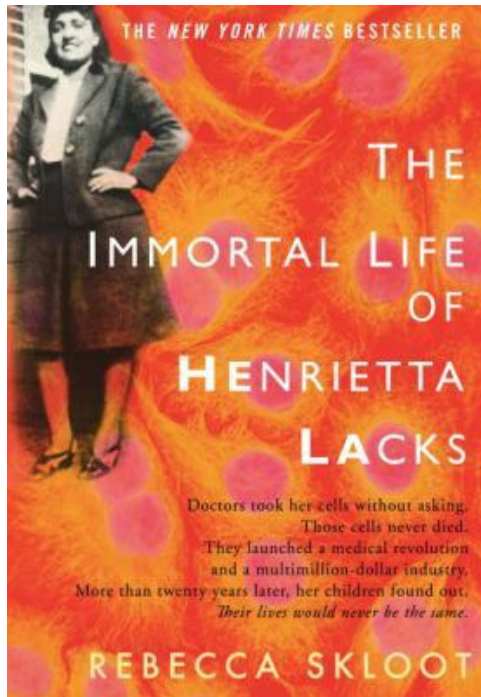
"Resurrection"

On the left is a photo of a Blackbird's skeleton. Seb Barfoot (University of Auckland) cleaned down the bone and reconstructed the bird.

BOOK CLUB

Read a book that you enjoyed so much you'd recommend it to all your anatomist friends?

Send your recommendations to amanda.meyer@uwa.edu.au.



ANZACA 2020 Conference

After much thought and discussion the Council has made the decision to postpone the ANZACA conference for 2020. In lieu of the full conference format a half day e-conference will be held, hosted by The University of Otago, Dunedin on **December 4th, 2020 from 12-5 pm NZ time**. Guest speakers will include Dr Jonathon Wisco (Boston University), Dr Alexandra Webb (Australian National University) and Emeritus Professor Gareth Jones (University of Otago). There will also be opportunity for student presentations. Further information to come.

2020 Conferences

2020 IAMSE Virtual Conference

"Envisioning the Future of Health Sciences Education"

15-18 June 2020

www.iamseconference.org

AACA Virtual Annual Meeting

15 June 2020

clinical-anatomy.org

BACA Beats Virtual Meetings 2020

8 July 2020, 9 September 2020, 16 December 2020

Check Twitter for upcoming registration details

AMEE 2020 Virtual Conference

7-9 September, 2020

<https://eu.eventscloud.com/amee2020>



Home

Soft enamel pins in bright colours for a whole variety of scientists to wear...

scienceonapostcard.com

scienceonapostcard.com

Photo: @MikaelaStiver

